

E0VS-01002

VGA Fiber Optic Extender

User Manual

1. Description

The EOVS-01002 Fiber optic extender provides extension of VGA signals long distances over one fiber optic cable, it supports high resolution up to 1080P, KVM, transmitter local output, RS232 signal and external audio transmission function. The extender can use for a wide range of applications requiring long distance transmission of high resolution with high quality by its good stability and powerful security.

2. Features

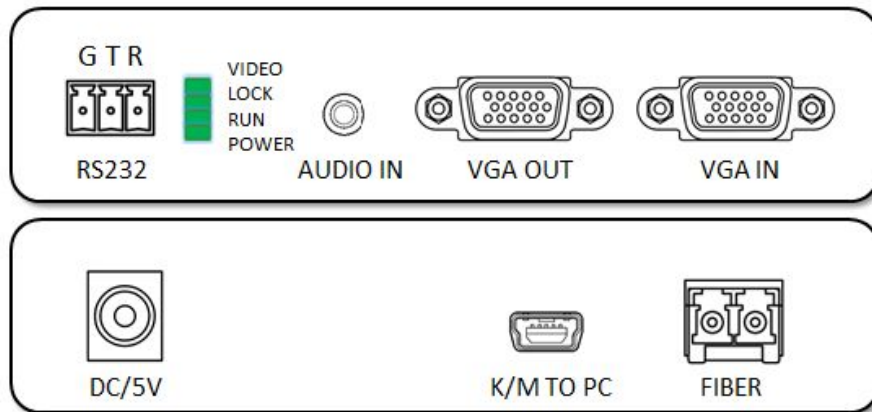
- Transmits VGA video signals up to 10km over one fiber optic cable;
- Support video resolution up to 1920*1080P@60Hz;
- Support keyboard and mouse signal transmission;
- Support external stereo audio unidirectional transmission;
- Support transmitter one channel signal output;
- Support RS232 signal unidirectional transmission, baud rate self-adaptive;
- High compatibility, can auto-match source and display device;
- Built-in automatic adjustment system, make the image smooth, clear and stable;
- Built-in ESD protection system;
- Simple to install, plug and play;

3. Specifications

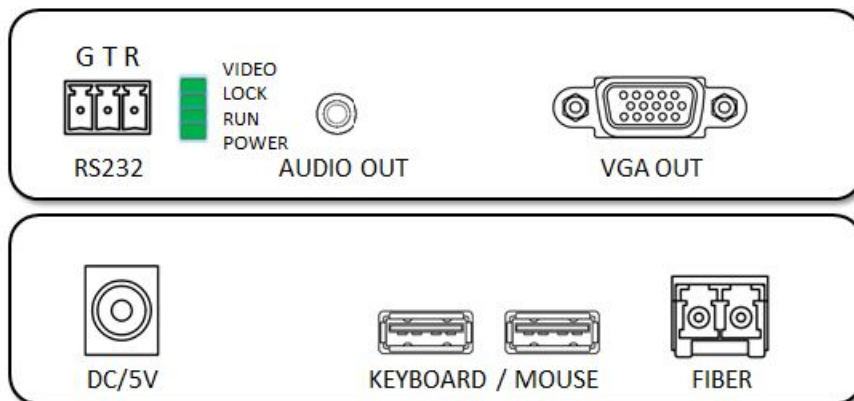
Parameter		Description
ideo	Standards	VGA
	Maximum pixel clock	380MHz
	Resolution	1920x1200@60Hz / 1920x1080@60Hz 1600x1200@60Hz / 1680x1050@60Hz 1280x1024@60Hz / 1280x1024@75Hz 1280x800@60Hz / 1280x768@60Hz 1280x720@60Hz / 1024x768@60Hz 1024x768@75Hz / 800x600@60Hz/75Hz
	Impedance	75Ω
Audio	Interface	3.5mm earphone seat
	Format	44.1K,48K,96K,176K,192K
	Signal type	Stereo
K/M	Interface	To PC: MINI-USB To keyboard and mouse: USB-A
RS232	Interface	Industrial terminal
	Signal direction	Bidirectional
	Baud rate	Self-adaptive, Max: 115200bps
	Data bits	8
Optical fiber	Interface	LC connector
	Fiber type	Single-mode single fiber
	Wavelength	Single-mode 1310nm
	Interface bandwidth	2.97Gbps
	Transmission distance	standard 10km
Other	Power supply	The power adapter: DC 5V/2A
	Power dissipation	MAX 6W
	Temperature	Operating: -5℃ ~ +70℃
	Humidity	Operating: 5% ~ 90%
	Dimension	155*115*30mm
	The warranty	1 year free warranty

4. Panel

Transmitter:



Receiver:



Port name	Description
VGA IN/OUT	VGA signal input/output
AUDIO IN/OUT	Stereo audio signal input/output
RS232	Serial port (G: Ground, T: transmit, R: receive)
DC/5V	Power adapter socket
FIBER	SFP module---LC connector
K/M TO PC	Mini-USB connect to PC
KEYBOARD/MOUSE	USB connect to keyboard and mouse
LED indicator	Description
VIDEO	Video signal connection indicator
LOCK	Video signal lock indicator
RUN	System status indicator
POWER	System power indicator

5. Package list

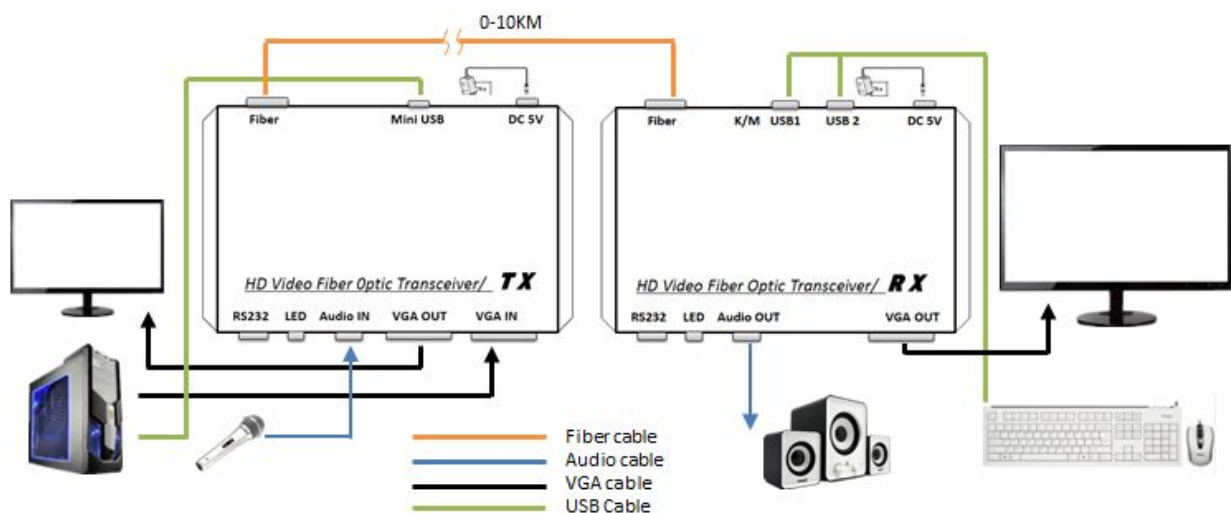
- VGA optical fiber transmitter 1 pc
- VGA optical fiber receiver 1 pc

- Fiber optic module TX/RX1 set
- Power adapter 2 pcs
- User manual1 pc

6. Installation

1. Connect the provided DC/5V power supplies to the power socket of the transmitter and the receiver,
2. Connect an VGA cable between the VGA input port of transmitter and the VGA output port of the video source,
3. Connect the VGA output port of receiver to the display device with VGA cable,
4. Connect the transmitter optical port to the receiver optical port using one fiber optic cable.

7. Diagram



8. Warranty

Thank you very much for using our products.

The warranty time is one year and life-long maintenance. During this period, any belongs to under normal usage circumstance cause because of the product quality' s problem of breakdown, our company will be responsible for giving free maintain.

Free maintain won' t be given under the following circumstance:

- The malfunction and damaged caused by incorrect use, the unauthorized repairs and alteration;

- The damage caused by fire, flood, abnormal voltage, other natural disasters and secondary product damage;
- The product malfunction caused by not in accordance with the user manual operation;
- The malfunction and damaged caused by the other barriers (man-made factors or external device);

Any problems in the after-sales service, please contact us directly.

Warranty card

Product information			
Model NO		Product code	
Date of purchase			
Malfunction description			
Custom information			
Name		Telephone	
Company		E-mail	
Address			