

E0HD-01002

HDMI Fiber Optic Extender

User Manual

1. Description

The E0HD-01002 Fiber optic extender provides extension of HDMI signals long distances over one fiber optic cable, it supports high resolution up to 1080P, RS232 signal and external audio transmission function. The extender can use for a wide range of applications requiring long distance transmission of high resolution with high quality by its good stability and powerful security.

2. Features

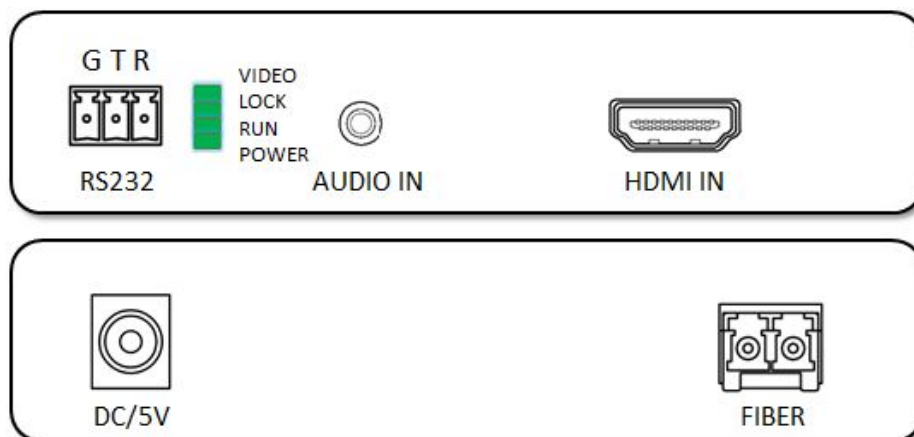
- Transmits HDMI video signals up to 10km over one fiber optic cable;
- Support video resolution up to 1920*1080P@60Hz;
- Support external stereo audio unidirectional transmission;
- Support RS232 signal unidirectional transmission, baud rate self-adaptive;
- Compliance with HDMI 1.3 and HDCP 1.2 standard;
- High compatibility, can auto-match source and display device;
- Built-in automatic adjustment system, make the image smooth, clear and stable;
- Built-in ESD protection system;
- Simple to install, plug and play;

3. Specifications

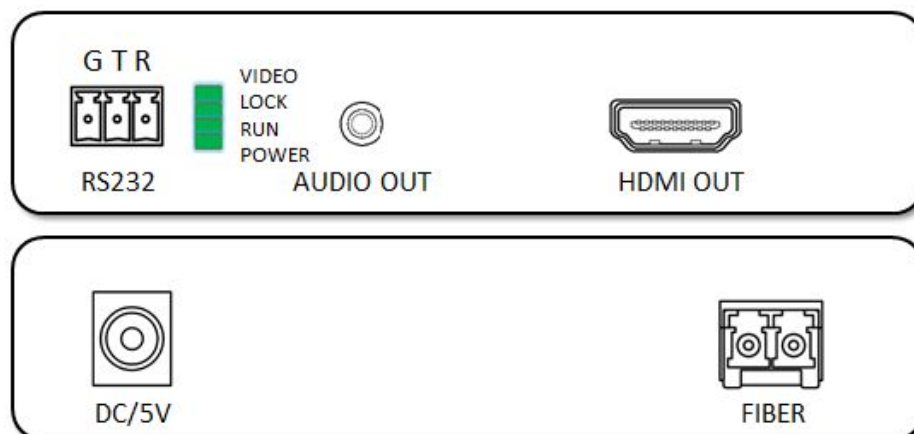
Parameter		Description
Video	Standards	HDMI 1.3; HDCP 1.2
	Maximum pixel clock	165MHz
	Maximum data rate	6.75Gbps
	Resolution	1920*1080@60Hz 1920*1080@50Hz 1920*1080@30Hz 1920*1080@25Hz 1920*1080@24Hz 1080I@60Hz 1080I@50Hz 1280*720@60Hz 1280*720@50Hz
	Connector	Female HDMI type A
	Impedance	100Ω
Audio	Interface	3.5mm earphone seat
	Signal type	Stereo
RS232	Interface	Industrial terminal
	Signal direction	Unidirectional
	Baud rate	Self-adaptive, Max: 115200bps
	Data bits	8
Optical fiber	Interface	LC connector
	Fiber type	Single-mode single fiber
	Wavelength	Single-mode 1310nm
	Interface bandwidth	2.97Gbps
	Transmission distance	standard 10km
Other	Power supply	The power adapter: DC 5V/2A
	Power dissipation	MAX 6W
	Temperature	Operating: -5℃ ~ +70℃
	Humidity	Operating: 5% ~ 90%
	Dimension	136*130*30mm
	The warranty	1 year free warranty

4. Panel

Transmitter:



Receiver:



Port name	Description
HDMI IN/OUT	HDMI signal input/output
Audio IN/OUT	Stereo audio signal input/output
RS232	Serial port(G: Ground, T: transmit, R: receive)
DC/5V	Power adapter socket
FIBER	SFP module---LC connector
LED indicator	Description
VIDEO	Video signal connection indicator
LOCK	Video signal lock indicator
RUN	System status indicator
POWER	System power indicator

Note: HDMI audio output is default, when detect external audio input, switch to external audio.

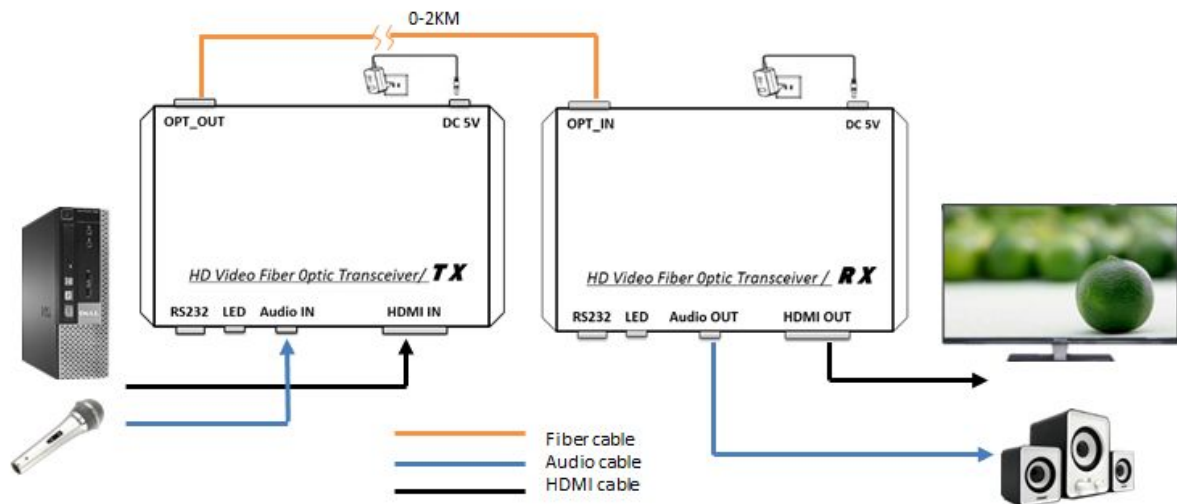
5. Package list

- HDMI optical fiber transmitter 1 pc
- HDMI optical fiber receiver 1 pc
- Fiber optic module TX/RX 1 set
- Power adapter 2 pcs
- User manual 1 pc

6. Installation

1. Connect the provided DC/5V power supplies to the power socket of the transmitter and the receiver,
2. Connect an HDMI cable between the HDMI input port of transmitter and the HDMI output port of the video source,
3. Connect the HDMI output port of receiver to the display device with HDMI cable,
4. Connect the transmitter optical port to the receiver optical port using one fiber optic cable.

7. Diagram



8. Warranty

Thank you very much for using our products.

The warranty time is one year and life-long maintenance. During this period, any belongs to under normal usage circumstance cause because of the product quality' s problem of breakdown, our company will be responsible for giving free maintain.

Free maintain won' t be given under the following circumstance:

- The malfunction and damaged caused by incorrect use, the unauthorized repairs and alteration;
- The damage caused by fire, flood, abnormal voltage, other natural disasters and secondary product damage;

- The product malfunction caused by not in accordance with the user manual operation;
- The malfunction and damaged caused by the other barriers (man-made factors or external device);

Warranty card

Product information			
Model NO		Product code	
Date of purchase			
Malfunction description			
Custom information			
Name		Telephone	
Company		E-mail	
Address			